

Stormwater management

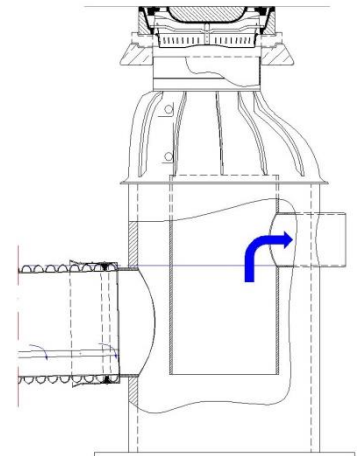
Stormwater treatment





SediPipe® XL

Stormwater treatment system

Underground treatment system for polluted stormwater; system consisting of start and target shaft DN 1000, sedimentation path DN 600 with lower flow separator. Inlet and outlet on the same level, the flow direction of the start shaft and target shaft is factory-set to a customised angle between 90° and 270°. The system can be ordered either as design with cone or concrete shaft cover plate.



III.: SediPipe XL target shaft

Technical data				
Application:	For the treatment of polluted stormwater runoff for large areas of up to max. 4.44 ha according to DWA-M 153 and up to max. 16.67 ha according to DWA-A 102-2/BWK-A 3.			
Material / raw material:	Start shaft/target shaft:	PE-HD (polyethylene)		
	Sedimentation path:	PP (polypropylene)		
Specification:	Systems for stormwater treatment according to DWA-M 153 types D 21, D 24 or D 25, with proof of equality as compared to stormwater sedimentation tanks (NRW) Specially developed detection method according to section 6.1.3.4 DWA-A 102-2/BWK-A 3-2, (dwell time method) Verifications by HTWK Leipzig, ifs Hannover, LGA Würzburg, IKT Gelsenkirchen, TAUW / TU Delft, FH Münster			
Operating principle:	Sedimentation of coarse and fine particles in the long and tubular sedimentation chamber; the flow separator prevents remobilisation of the deposited particles during heavy rainfalls, additional protection against spills during dry weather, with temporary storage of light liquids in the target shaft.			
System types:	600/6	600/12	600/18	600/24
Outside diameter D _o sedimentation pipe [mm]	685	685	685	685
Inside diameter D _i sedimentation pipe [mm]	596	596	596	596
Total length of the system: [m]	8.40	14.40	18.25	26.50
Nominal diameter of start shaft and target shaft	DN 1000			
Connection type / connection DN inlet / outlet:	Solid-wall pipe:	DN/OD 200, DN/OD 250, DN/OD 315, DN/OD 400, DN/OD 500		
	Structured-wall pipe:	DN 200, DN 250, DN 300, DN 400, DN 500		
Accessories:	BARD ring (class D concrete support ring) for design with cone, see Stormwater management manual			 www.fraenkische.com
Miscellaneous:	For planning details, see CAD drawings Orders according to order form Installation according to "SediPipe XL and SediPipe XL plus" installation and maintenance manual			 www.fraenkische.com